



**WE GROW
WHAT MATTERS**

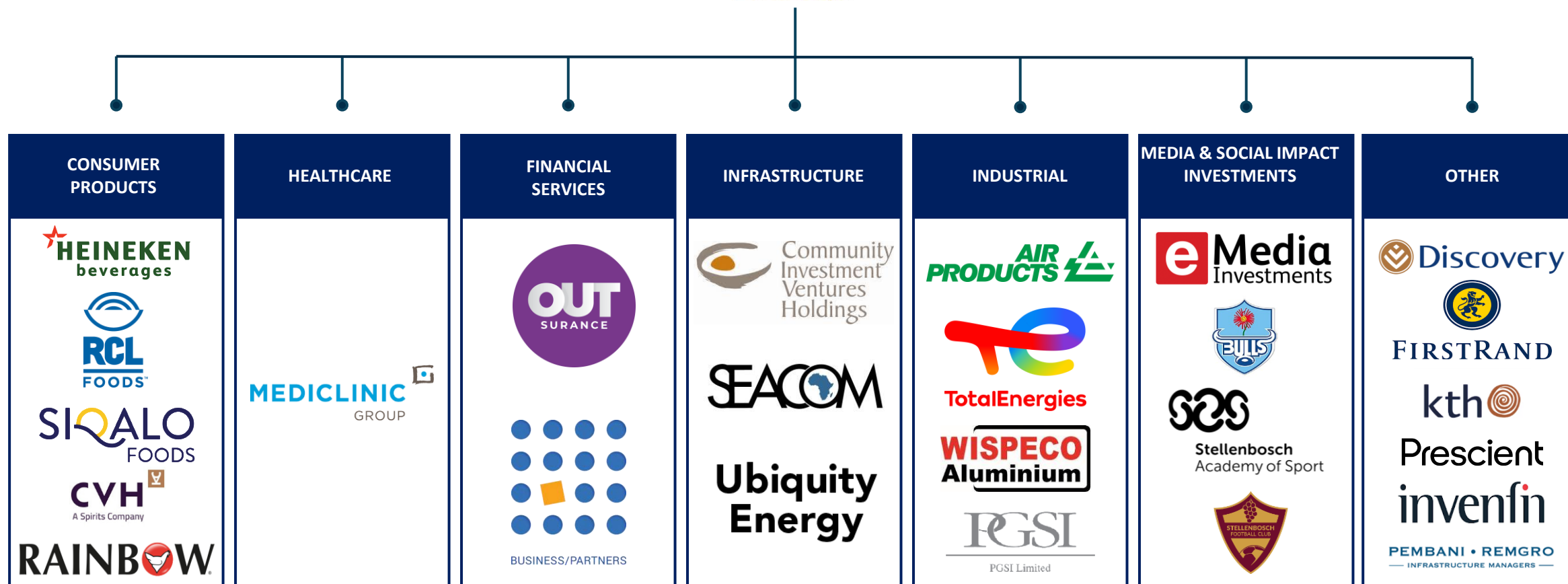


**2025
FACT SHEET
SUPPORTING**



**RESULTS FOR THE YEAR ENDED
JUNE 2025**

Remgro Limited

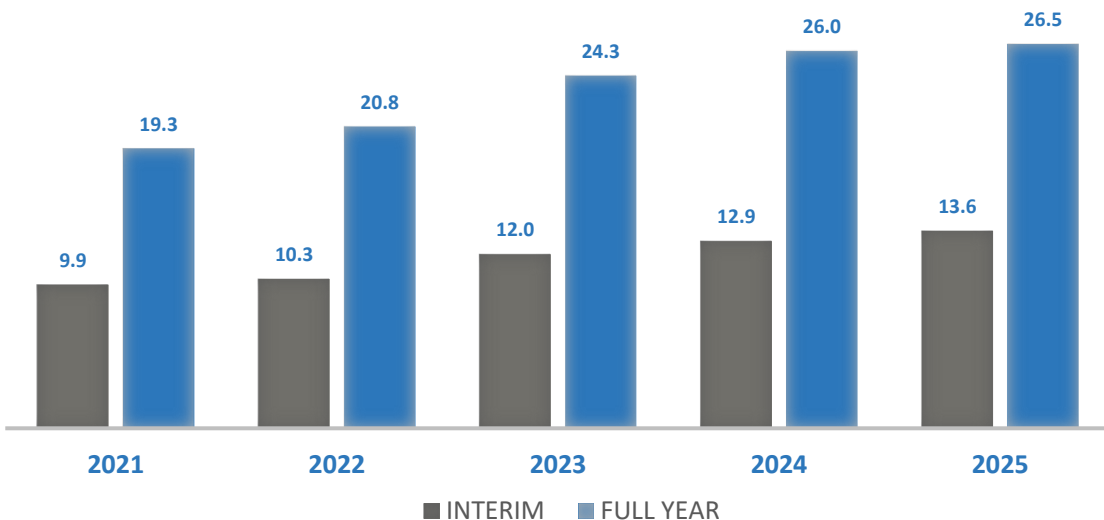


PERFORMANCE

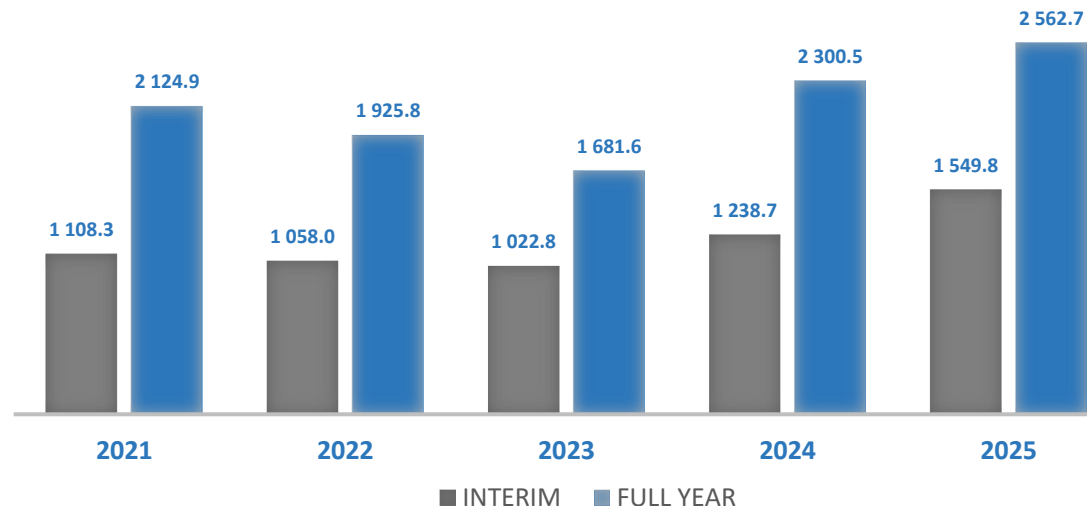
CONTINUING OPERATIONS



REVENUE (Rbn)



EBITDA (Rm)



10 500
EMPLOYEES



603 000
TONS OF SUGAR
PRODUCED PER ANNUM



232 000
JARS OF MAYONNAISE
PRODUCED PER DAY



61 000
JARS OF PEANUT BUTTER
PRODUCED PER DAY



350 000
TONS OF FLOUR
PRODUCED PER ANNUM



104 000
LITRES OF
BEVERAGES SOLD PER DAY



305 000
TONS OF ANIMAL
FEED PRODUCED PER ANNUM



MORE THAN
20 WELL-KNOWN
MUCH-LOVED BRANDS



776 000
UNITS OF BREAD,
BUNS & ROLLS PRODUCED PER DAY



200
TONS OF PET FOOD
PRODUCED DAILY

OUR BRANDS IN REVENUE

A NUMBER OF SOUTH AFRICA'S MUCH-LOVED BRANDS ARE PRODUCED BY RCL FOODS



R1 billion +	
R400 million – R1 billion	
R100 – R400 million	
≤ R100 million	

MARKET CONTEXT

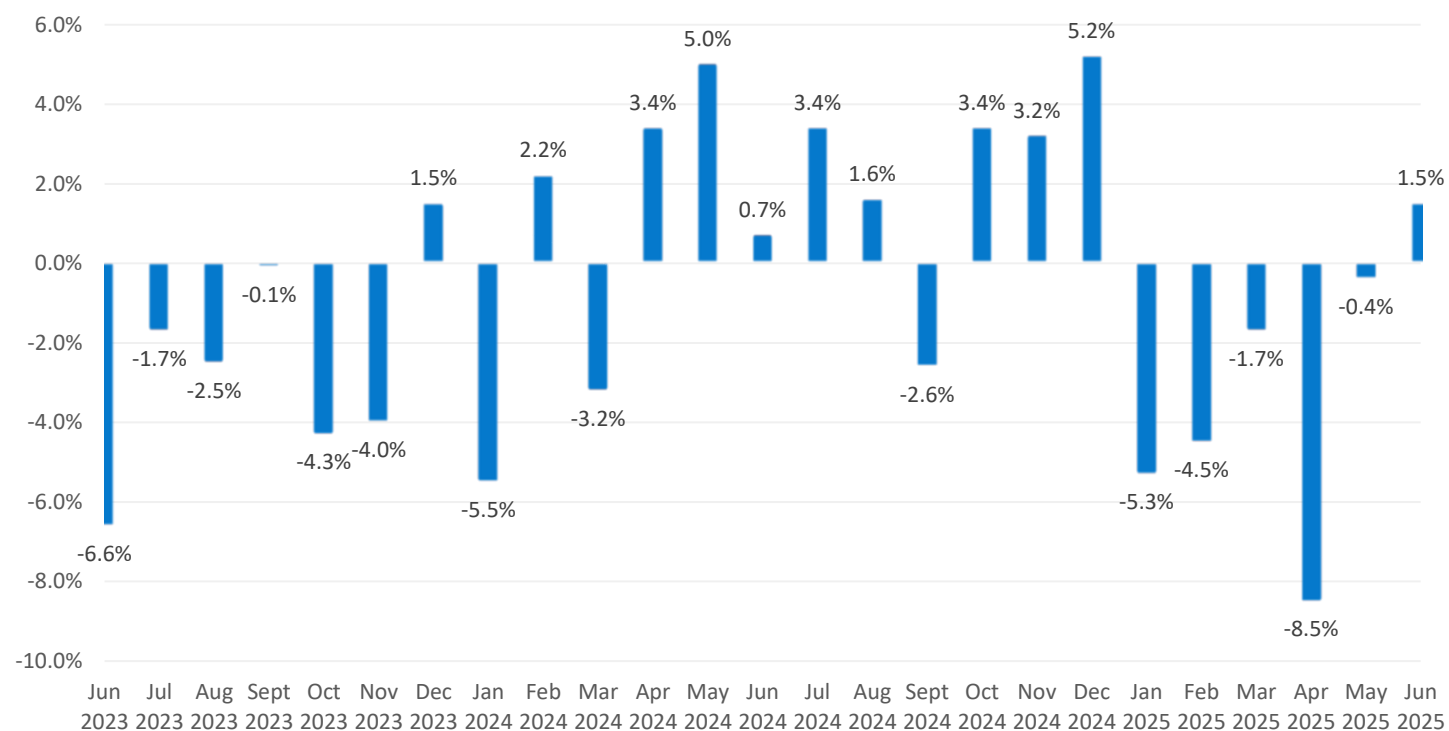


Market Inflation (%) and Volume Growth (%)

TOTAL INDUSTRY BASKET	INFLATION (%)		VOLUME GROWTH (%)	
	12MM JUNE 25	3MM JUNE 25	12MM JUNE 25	3MM JUNE 25
Food	3.7	3.5	(0.3)	(2.6)
Food excluding Staples	2.6	2.2	1.7	(0.1)
Staples	4.5	3.8	(2.8)	(5.5)
Confectionary	6.7	4.4	(1.5)	5.2
Cold Beverages	2.6	(0.7)	2.4	(1.2)

Source: Ask'd

Food Volume Growth % Trend – June 2023 to June 2025



Source: Ask'd

MARKET SHARE



VOLUME SHARE % FOR THE PERIOD	6MM June 25	12MM June 25	12MM JUNE 24	SOURCE
Bobtail	32.0	31.6	31.3	Circana*
Catmor	56.4	57.0	57.2	Circana
Feline Cuisine	34.1	33.5	29.2	Circana
Canine Cuisine	53.9	51.8	44.1	Circana
Yum Yum Peanut Butter	32.4	32.5	31.2	Circana
Nola Mayonnaise	42.7	42.5	47.4	Circana
Sorghum (RCL FOODS Brands)/Porridge	33.9	34.1	32.0	Circana
Ouma Rusks	58.4	58.8	52.4	Circana
Mageu	49.7	48.7	49.3	Circana
Selati Sugar	30.3	30.0	27.3	Circana
Pies and Rolls (Retail Pack)	23.9	24.7	18.8	Circana
Supreme Flour	12.0	12.4	12.7	SAGIS**
Sunbake	8.1	8.2	8.5	SAGIS

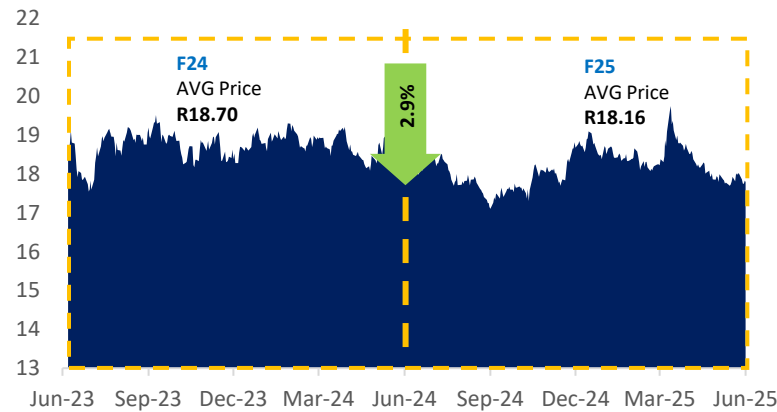
* Circana is a provider of market measurement and related services for consumer packaged goods

** SAGIS is a South African grain information service that supplies market information to the grain and oil seeds industry. SAGIS encompasses a broader section of the market which includes general trade and retail.

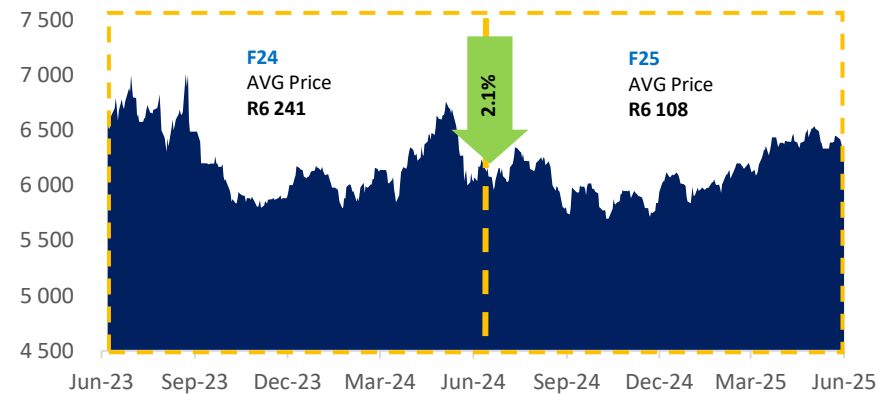
SELECT MARKET PRICES



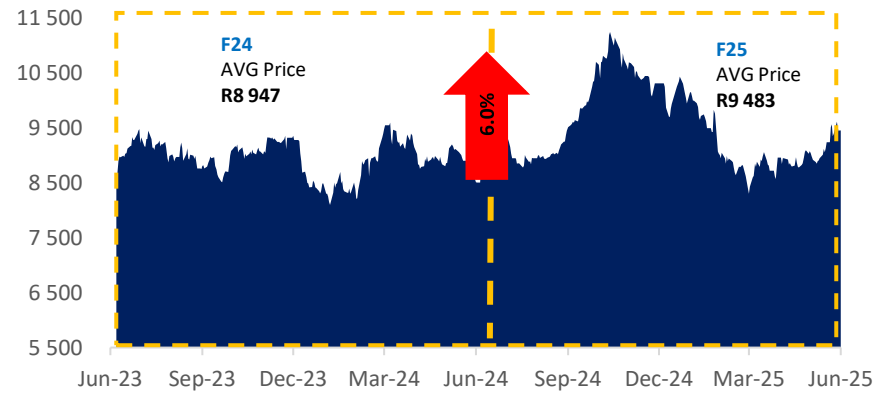
RAND/USD



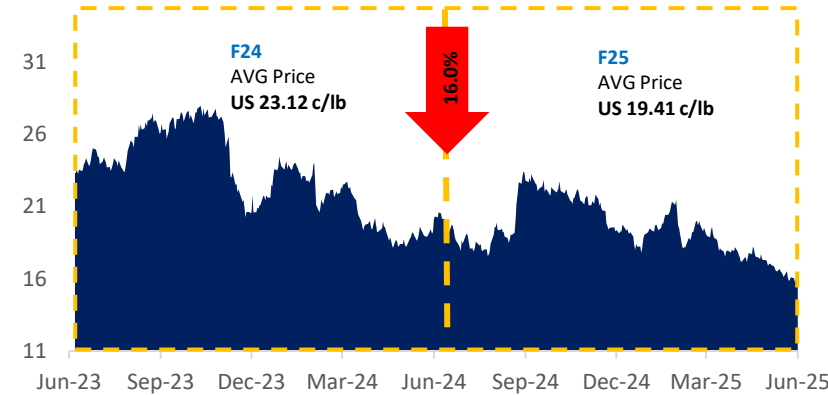
SAFEX WHEAT PRICE (R/Ton)



SAFEX SUNFLOWER PRICE (R/Ton)



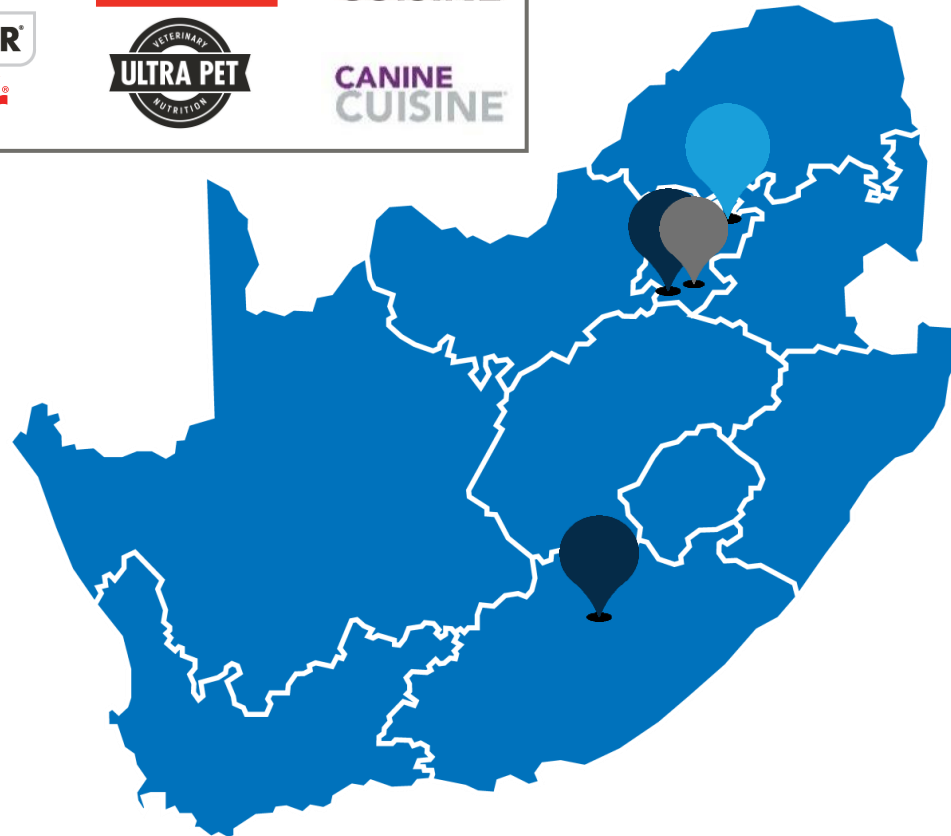
NO.11 WORLD SUGAR PRICE (RAW SUGAR)



RCL FOODS SEGMENTS GROCERIES



The **Groceries business unit** consists of a portfolio of leading South African brands spanning staples to top end offerings across a range of food and animal product categories. It is made up of the **Culinary, Pet Food** and **Beverages** operating units.



RCL FOODS SEGMENTS

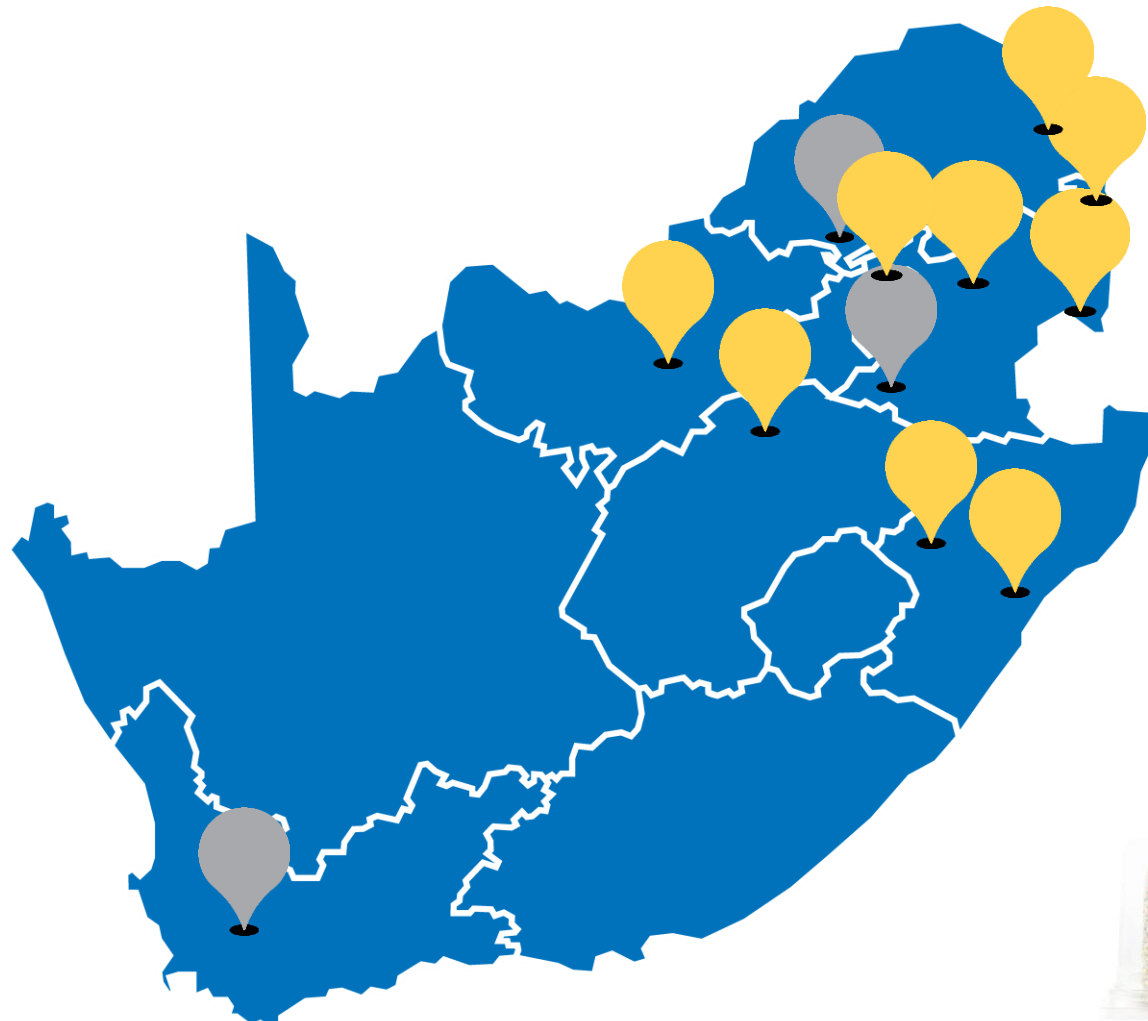
BAKING



BREAD, BUNS & ROLLS



Bread, buns and rolls – the fourth largest bread brand nationally and produces a range of baked goods under Sunbake, Sunshine and DOB brands



SPECIALITY



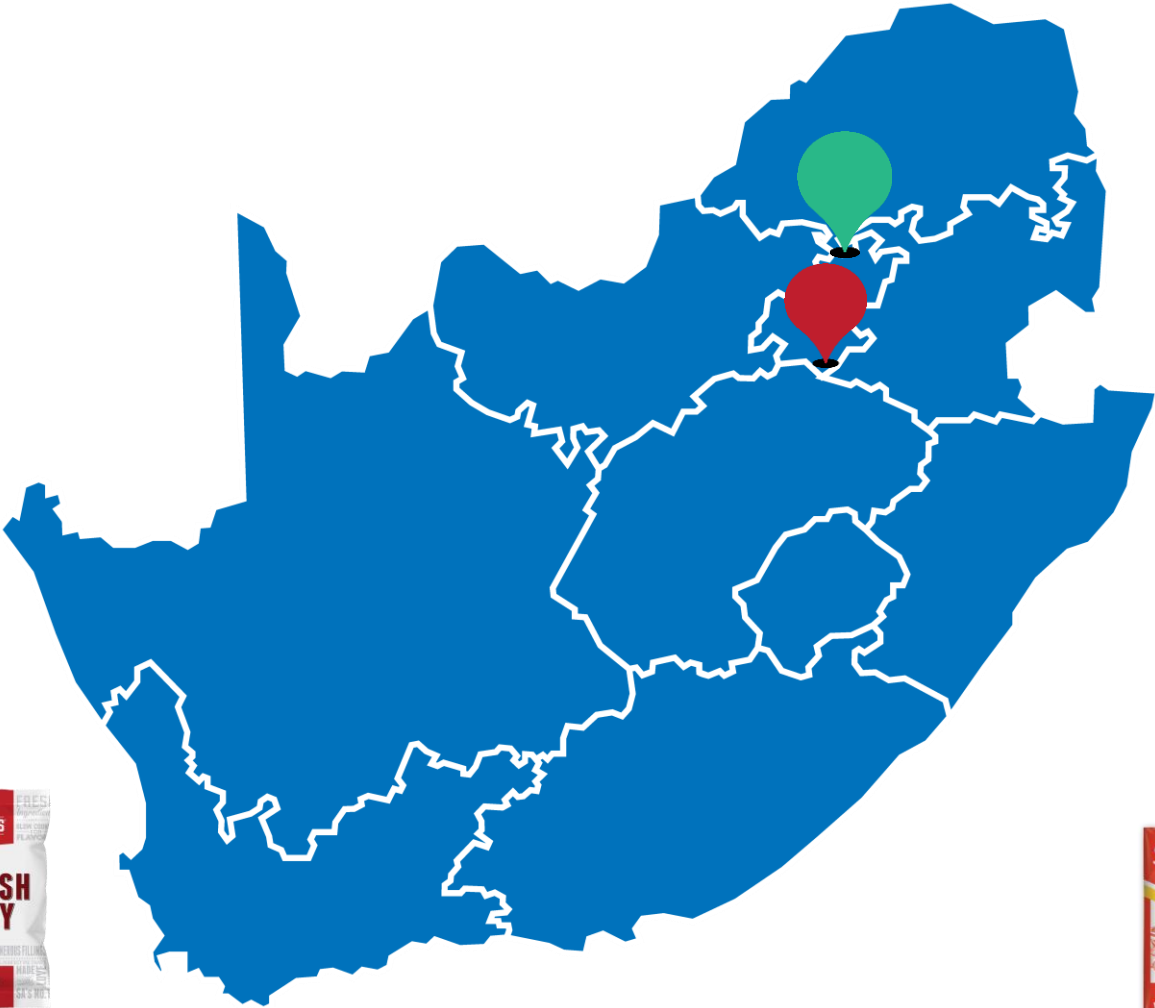
Speciality – produces a range of ready to eat products across speciality bread, ambient cake and chilled cakes & desserts



**PIES**



Pies – produces a range of products including foiled pies, rolls and pastries



**MILLING**



Milling – produces flour and a range of maize meal products at its flour mill - the largest single site flour mill in Southern Africa



RCL FOODS SEGMENTS

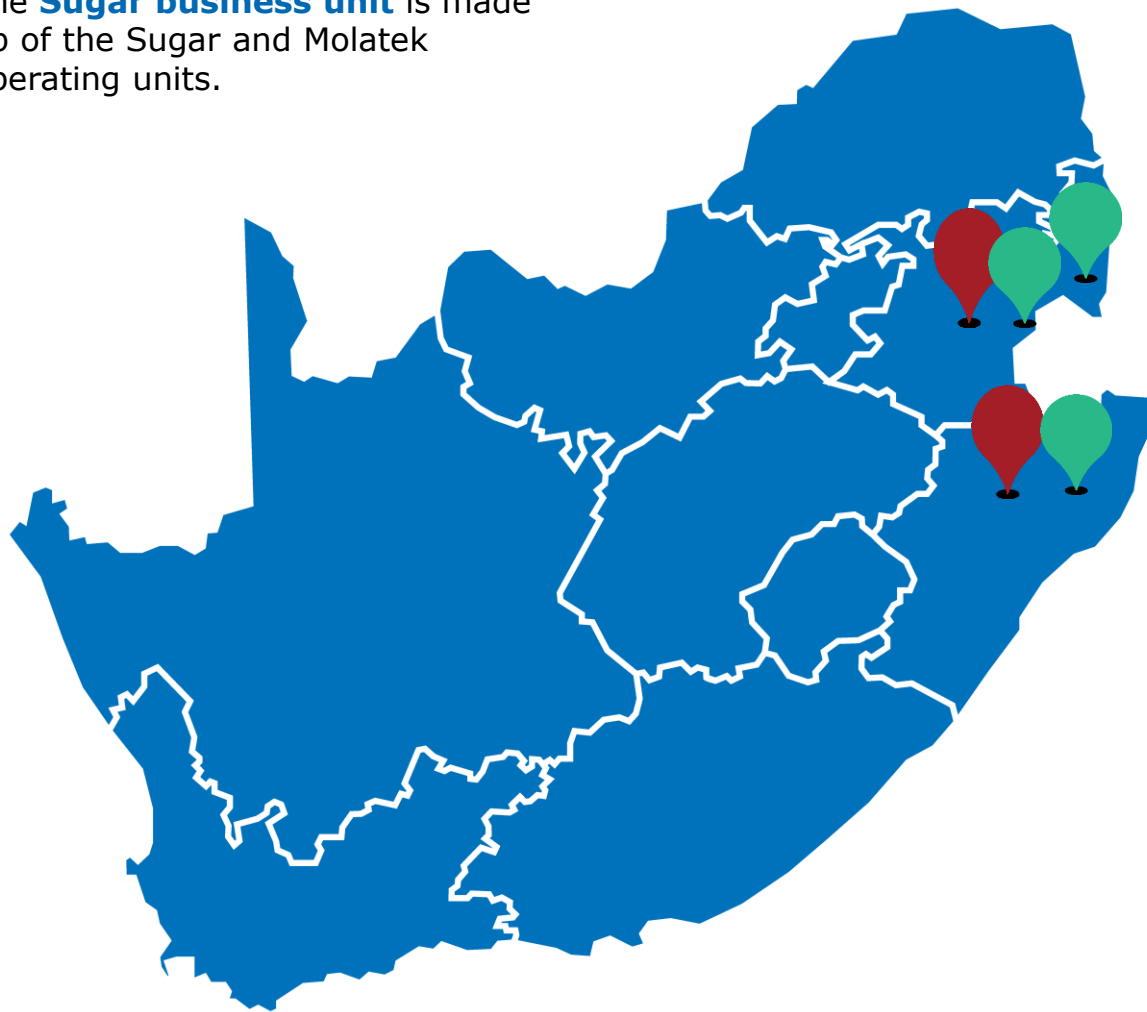
SUGAR



Sugar – produces a range of sugar products under the leading sugar brand Selati



The **Sugar business unit** is made up of the Sugar and Molatek operating units.



Molatek – produces molasses-based feed for ruminants





**WE GROW
WHAT MATTERS**

